

## Market Facts and Figures from Q4 2021

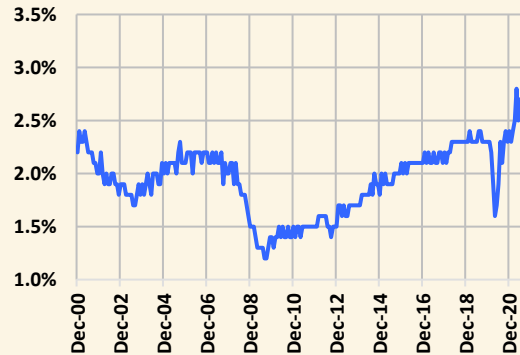
Large cap stocks outperformed to end the year, while Value and Growth were mixed.

2021 4Q US Returns (Russell Indices)

	Value	Core	Growth
Large	7.8%	9.8%	11.6%
Mid	8.5%	6.4%	2.9%
Small	4.4%	2.1%	0.0%

The rate of people quitting their jobs reached a record high in the fourth quarter.

Rate of Job Quits - Total Non-Farm  
Dec 2000 - Nov 2021



### Best and Worst Markets

#### Developed Markets

Top 3	2021 4Q	Bottom 3	2021 4Q
Switzerland	12.83%	Hong Kong	-3.55%
France	7.11%	Japan	-3.96%
Israel	7.00%	New Zealand	-3.97%

#### Emerging Markets

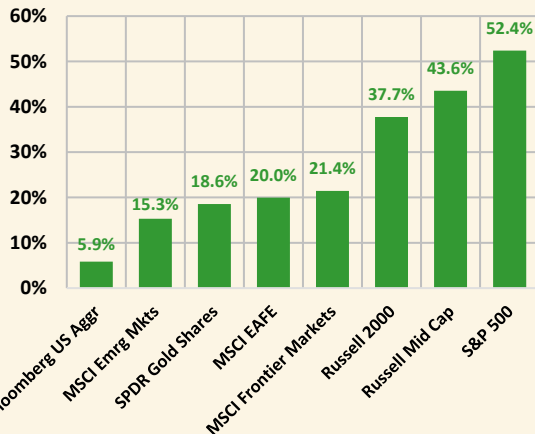
Top 3	2021 4Q	Bottom 3	2021 4Q
Egypt	18.34%	Hungary	-9.68%
Czech Republic	12.27%	Chile	-10.50%
Peru	10.43%	Turkey	-11.24%

#### Frontier Markets

Top 3	2021 4Q	Bottom 3	2021 4Q
Sri Lanka	10.01%	Tunisia	-5.44%
Oman	6.74%	Bangladesh	-6.14%
Vietnam	5.11%	Kenya	-8.67%

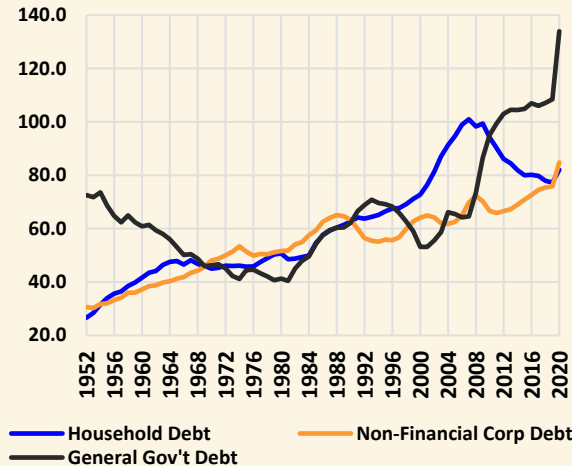
Likely few investors in 2019 would have predicted these returns after two years of a global pandemic.

2-Year Cumulative Return  
Jan 2020 - Dec 2021



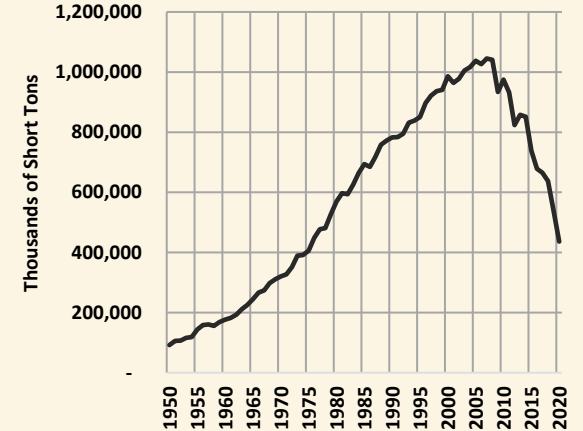
US government debt as a share of GDP spiked due to pandemic stimulus.

Types of US Debt as Percentage of US GDP



The amount of coal consumed for electricity in the US has fallen nearly 60% since peaking in 2007.

US Coal Consumption  
For Electricity Generation



Sources: Morningstar, fred.stlouisfed.org, www.imf.org, www.eia.gov